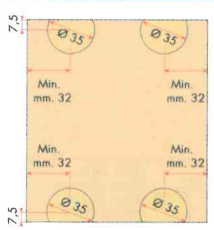
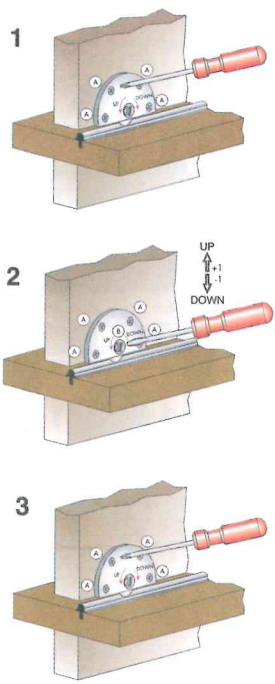
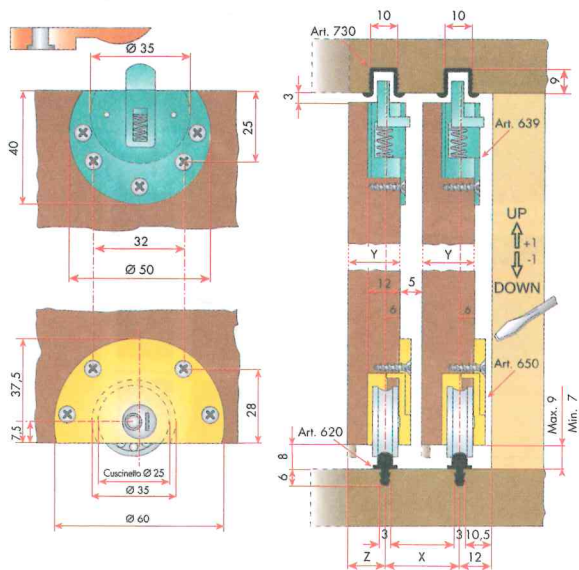


# Guarnitura completa per ante scorrevoli sovrapposte

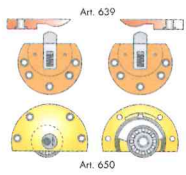
Complete gaskets for overlapping sliding doors  
 Garniture complète pour portes coulissantes superposées  
 Komplette garnituren für übereinandergleitende schiebetüren  
 Piezas de montaje para puertas correderas superpuestas



Y = 16	X = 21	Z = 10
Y = 18	X = 23	Z = 12
Y = 20	X = 25	Z = 14



## ART. 639 - 650 Kg. 40 PER ANTA/ FOR DOOR



**REGOLAZIONE DELL'ANTA:**  
 1) Allentare di circa 1 mm. le 4 viti [A].  
 2) Inserire il cacciavite nella sede [B], ruotando in senso antiorario si alza l'anta, mentre in senso orario si abbassa l'anta.  
 3) Trovata la posizione ottimale, bloccare le 4 viti [A].

**REGULATION OF DOOR:**  
 1) Unloosen in the 4 screws roughly 1 mm [A].  
 2) Put screwdriver into hole [B], turn it anti-clockwise to lift door, clockwise to lower door.  
 3) Find best position, screw in 4 screws [A].

**ART. 730**  
 Binario in plastica  
 Plastic track  
 Rail en plastique  
 Kunststoffschiene  
 Carril de plástico

**ART. 620**  
 Binario in alluminio  
 Aluminium track  
 Profilé en aluminium  
 Aluminiumschiene  
 Guia de aluminio

**ART. 619**  
 Binario in alluminio  
 Aluminium track  
 Profilé en aluminium  
 Aluminiumschiene  
 Guia de aluminio

**ART. 621**  
 Binario in plastica  
 Plastic track  
 Rail en plastique  
 Kunststoffschiene  
 Carril de plástico

**ART. 639**  
 Guida superiore  
 Upper side  
 Voie supérieure  
 Obere Führung  
 Guia superior

**ART. 650**  
 Scorrivole cuscinetto rettificato  
 Slide with ground bearing  
 Palier de glissement rectifié  
 Schlitten mit gedrehten Gleitrollern  
 Elem. de desl. con cojinetes rectificados