

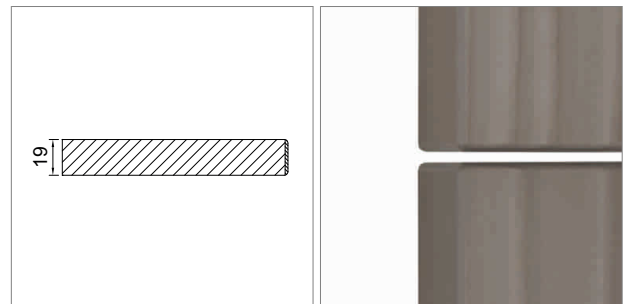
**Wave - laminated fake board with wave structure**

- ▣ thickness approx. 19 mm
- ▣ weight approx. 13 kg/m<sup>2</sup>
- ▣ deep impregnation, extra hard wearing
- ▣ 2 standard colors
- ▣ frontside with wave-structure
- ▣ height dimension = run direction
- ▣ backside smooth
- ▣ all sides with same colored laser redges (zero-joint)
- ▣ custom made, undrilled
- ▣ lead time: approx. 6 weeks

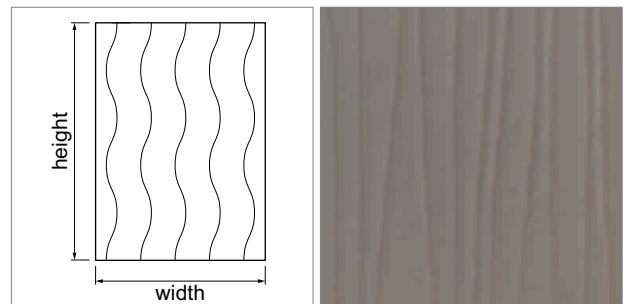
**Mesures min. / max.:**

- short side max.: 2050 mm
- short side min.: 50 mm
- long side max.: 2750 mm \*
- long side min.: 201 mm
- \* wave-structure horizontal; width max.: 2750 mm
- wave-structure vertical; height max.: 2050 mm

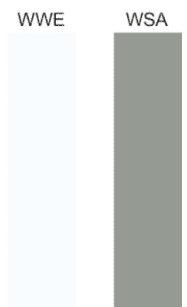
57.15310.00    model   finish   edge  
 Wave   laminated   laser

**Texture**

- texture are not continuing from front to front
- height Dimension = run direction. Height max.: 2050 mm
- for fronts without wave structure, use model Melamo. WWE White corresponds approx. W913; WSA sand Grey corresponds approx. U727



- ▣ WWE Wave white
- ▣ WSA Wave sand grey

**Note for order per fax:**

You can find samples on page B-1.78. For fax orders and enquiries please use our order form on page B-1.79.

**Color Charts**

Deviations between colours and the fronts are unavoidable.